

STRADA 1000






























20-/30-G Shimano Tiagra

KTM

BIKE INDUSTRIES

-  Roadrace Alloyframe Al7005 PG
-
-  KTM GM-5
-  Shimano 105
-  9,1 kg



- FRAME / FORK**
-  RR R-1202 / Strada 1000
- Roadrace Alloyframe Al7005 PG
- Monostay
- Headtube 1.1/8"
-  inch -
-  cm 46-49-52-55-57-59
-  black-matt (b.orange+white)
-  -
-  -
-  KTM GM-5
- Carbon-Monocoque RoadRace-Fork
- Alloy-Shaft
- HEADSET / STEM / BAR**
-  Ritchey Comp Zero Drop In
-  Ritchey OE Ahead-6"
-  Ritchey Comp Logic II Road
-  Ritchey Pro Tape
- HYDRAULIC / DISC / BRAKES**
-  Shimano Tiagra
-  Shimano Tiagra
-  Shimano Tiagra
-  Shimano Tiagra
- SHIFTING-COMPONENTS**
-  Shimano Tiagra
-  Shimano Tiagra
-  Shimano 105
-  Shimano Tiagra
- DRIVETRAIN**
-  Shimano Tiagra 50-34 / 50-39-30
- BB-Parts for Tiagra
-  Shimano CS4600 12-28 /12-25
-  Shimano Tiagra
-  no
- WHEELSET / TIRES**
-  Shimano WH-R501
-  -
-  -
-  Conti Ultra Sport 23-622 folding
- SADDLE / SEATPOST**
-  Selle Italia X1 Man
-  Ritchey OE 300/27.2

FULL SUSPENSION

HARDTAIL

ROAD

TREKING OFFROAD

TREKING ONROAD

CITY

E BIKE